

NEED MORE HELP?

For all support go to jabra.com/support

jabra.com/engage75

81-04305 B

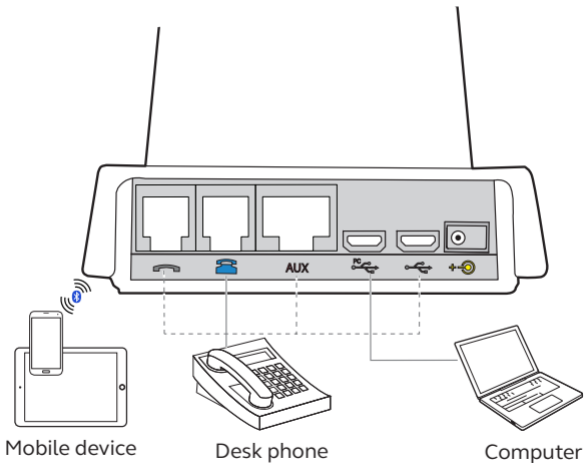
Jabra Engage 75



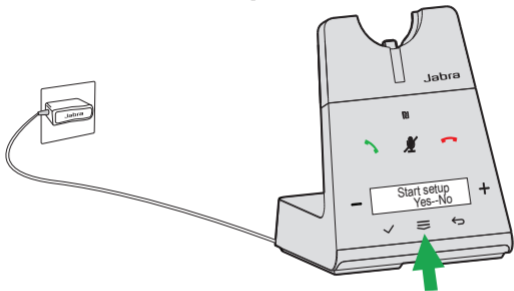
Quick start guide

GN Making Life Sound Better





Connect to power

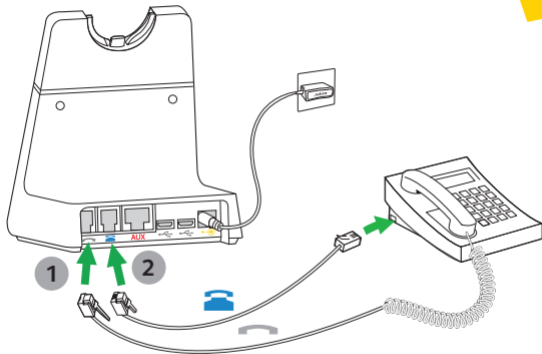


Plug the base into a power supply, and then follow the set up instructions on the screen.

The set up instructions will help you connect to your computer, mobile device or desk phone. For desk phones, first connect all the cables (refer to the following pages).

Desk phone cables

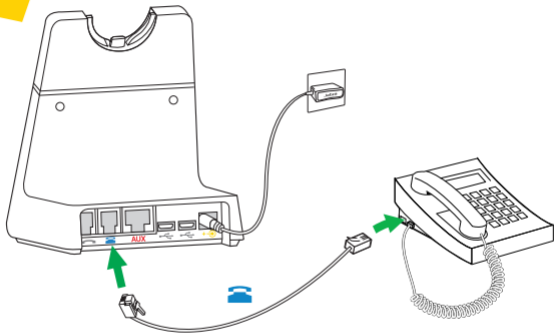
OR



Desk phone without headset port

Connect the cables (as illustrated), and then start the Setup Wizard in the menu to complete desk phone setup.

OR

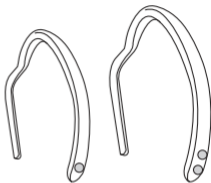
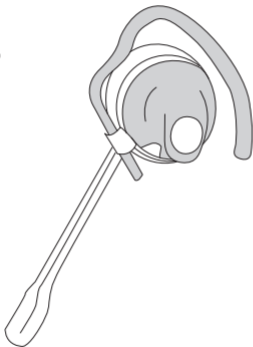


Desk phone with headset port

Connect the cables (as illustrated), and then start the Setup Wizard in the menu to complete desk phone setup.

How to wear

Earhook




EarHooks



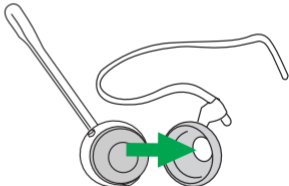
EarGels

All headset wearing styles can be worn on the left or right ear.

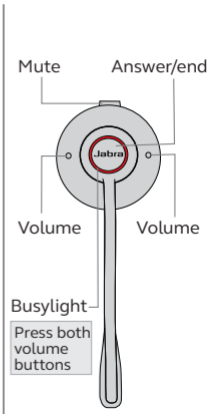
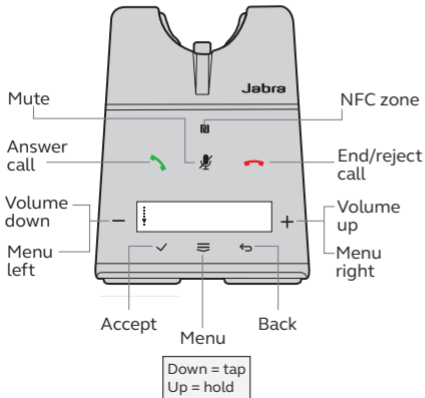
Headband



Neckband



How to use



© 2018 GN Audio A/S. All rights reserved. Jabra® is a trademark of GN Audio A/S. The Bluetooth® word mark and logos are registered trademarks owned by the Bluetooth SIG, Inc. and any use of such marks by GN Audio A/S is under license.

Made in China

Model: WHB051BS / WHB050HS

FCC ID: BCE-WHB051BS / BCE-WHB050HS

IC: 2386C-WHB051BS / 2386C-WHB050HS

