

NEED HELP?

Contact us at [Blueparrott.com/B450-XT](https://blueparrott.com/B450-XT)

APN204273A

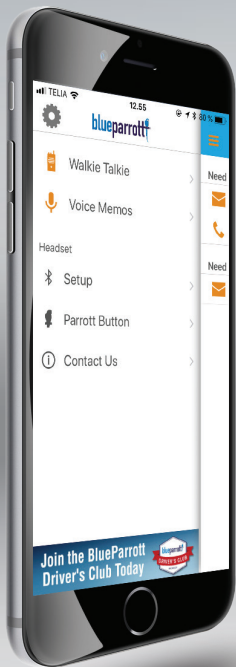


GET STARTED

BlueParrott B450-XT

BPB-45020





BlueParrott app

Program your Parrott Button™ anywhere, anytime.

Push-to-talk to your contacts on Dial2Do's MySay network.

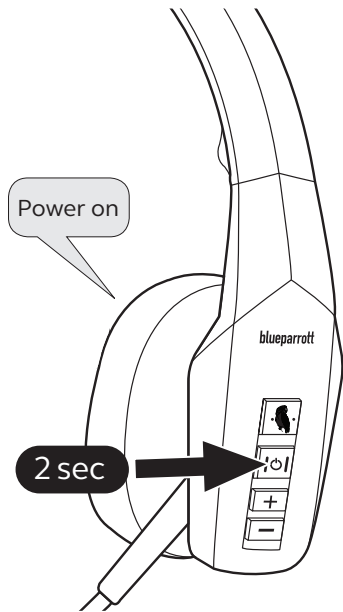
Easily access full user guide for your headset.



ENGLISH.....	1
FRANÇAIS	3
DEUTSCH.....	5
NEDERLANDS.....	7
ITALIANO.....	9
PORTUGUÊS.....	11
ESPAÑOL.....	13
简体中文.....	15
日本語.....	17
한국어.....	19


How to pair

1



Power on the B450-XT.

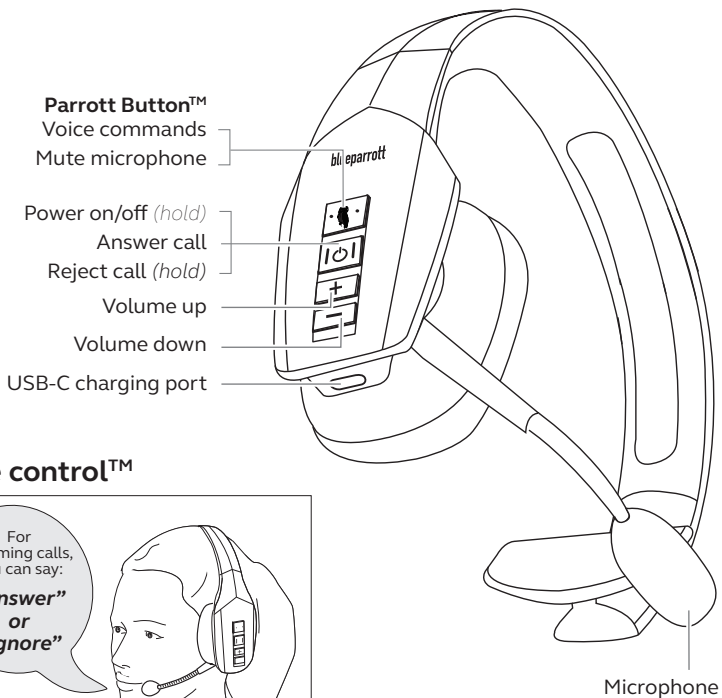
2




Select B450-XT from the list of available Bluetooth devices.

How to use

ENGLISH



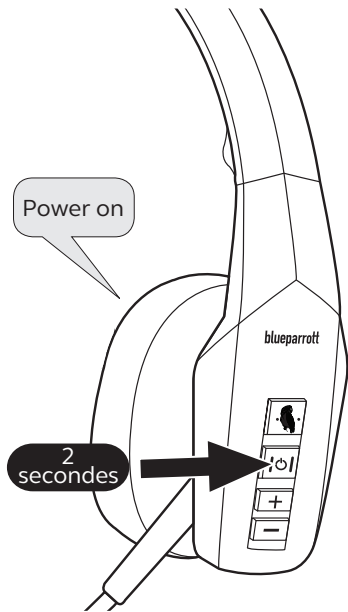
Voice control™



Tap the Parrott Button and say “What can I say?” for a list of voice commands. The Parrott Button is customizable using the app.


Instructions d'appairage

1



Allumez le B450-XT.

2



Sélectionnez B450-XT dans la liste des périphériques Bluetooth disponibles.

Instructions d'utilisation

FRANÇAIS

Bouton Parrott™

Commandes vocales

Désactivation du
microphone

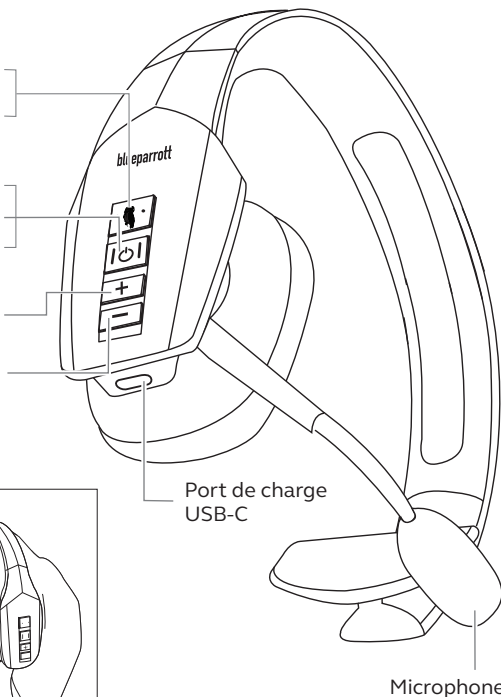
Alimentation On/Off
(mise en attente)

Prendre un appel

Rejet d'appel
(mise en attente)

Augmentation
du volume

Diminution du
volume



Voice control™

Pour les appels entrants, vous pouvez annoncer:

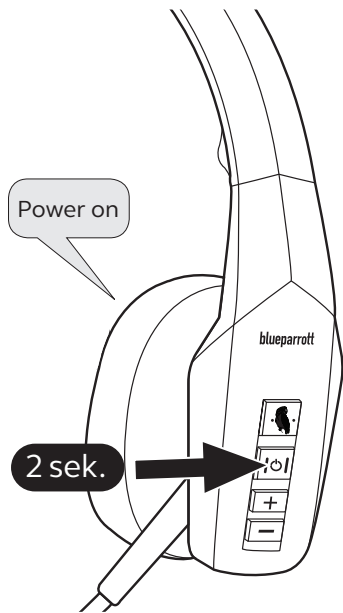
“Answer”
« Répondre » ou
“Ignore”
« Ignorer »



Appuyez sur le bouton Parrott et dites « What can I say ? » pour obtenir la liste des commandes vocales. Vous pouvez personnaliser le bouton Parrott à l'aide de l'appli.


So koppeln Sie Ihr Gerät

1



Schalten Sie das B450-XT an.

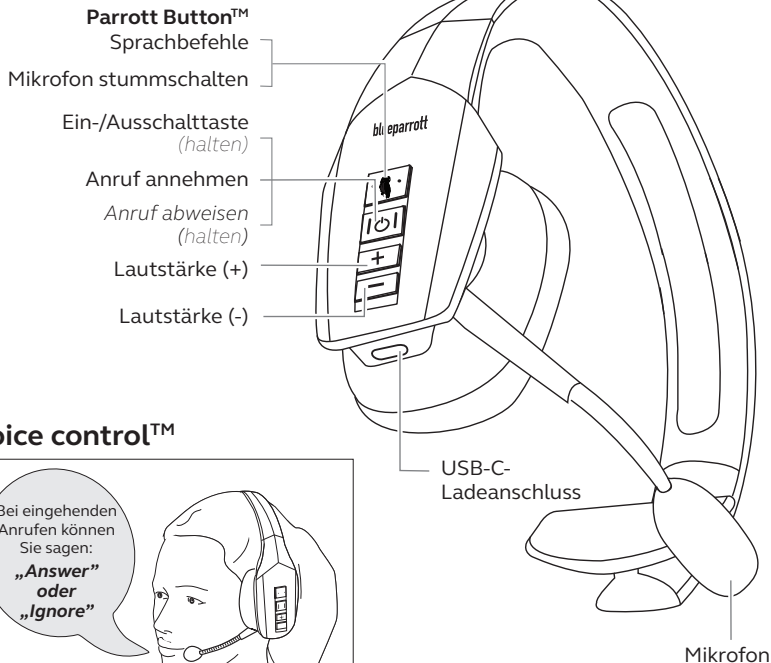
2



Wählen Sie das B450-XT aus der Liste der verfügbaren Bluetooth-Geräte.

Verwendung des Geräts

DEUTSCH



Voice control™

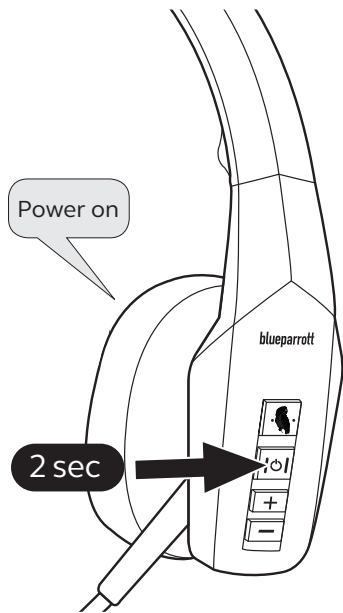
Bei eingehenden Anrufen können Sie sagen:
„**Answer**“
oder
„**Ignore**“



Tippen Sie auf den Parrott Button und sagen Sie „What can I say?“, um eine umfassende Liste der Sprachbefehle zu erhalten. Die Parrott-Taste kann mithilfe der App individuell konfiguriert werden.


Koppelen

1



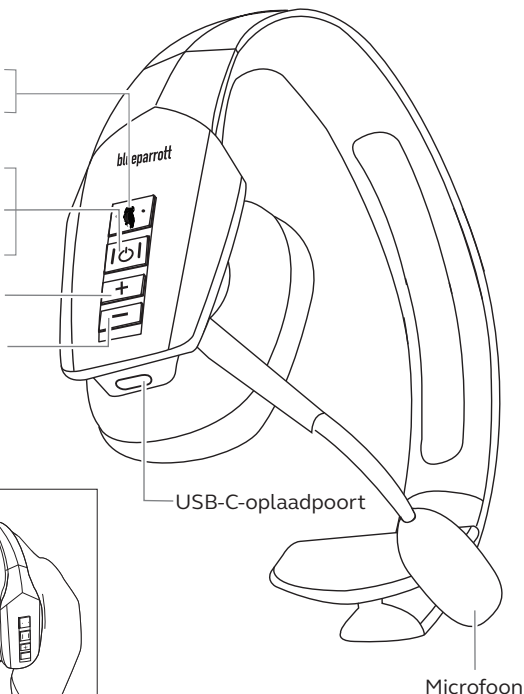
Zet de B450-XT aan.

2



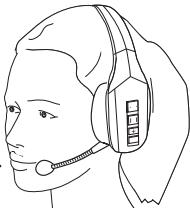
Selecteer de B450-XT uit de lijst met beschikbare Bluetooth-apparaten.

- Parrott-toets™**
Stemcommando's
Mute-stand microfoon
 inschakelen
 Aan/uit
 (ingedrukt houden)
Oproep beantwoorden
Oproep weigeren
 (ingedrukt houden)
Volume omhoog
Volume omlaag



Voice control™

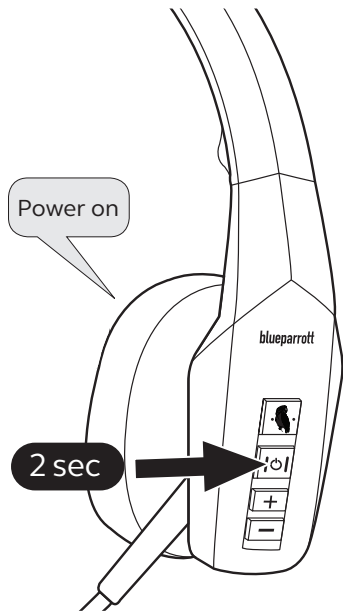
Voor binnenkomende oproepen kunt u het volgende zeggen:
“Answer”
(beantwoorden)
of “Ignore”
(negeren)



Tik op de Parrott-toets en zeg “What can I say?” voor een lijst met spraakopdrachten. De Parrott-toets kan aangepast worden door middel van de app.


Accoppiamento

1

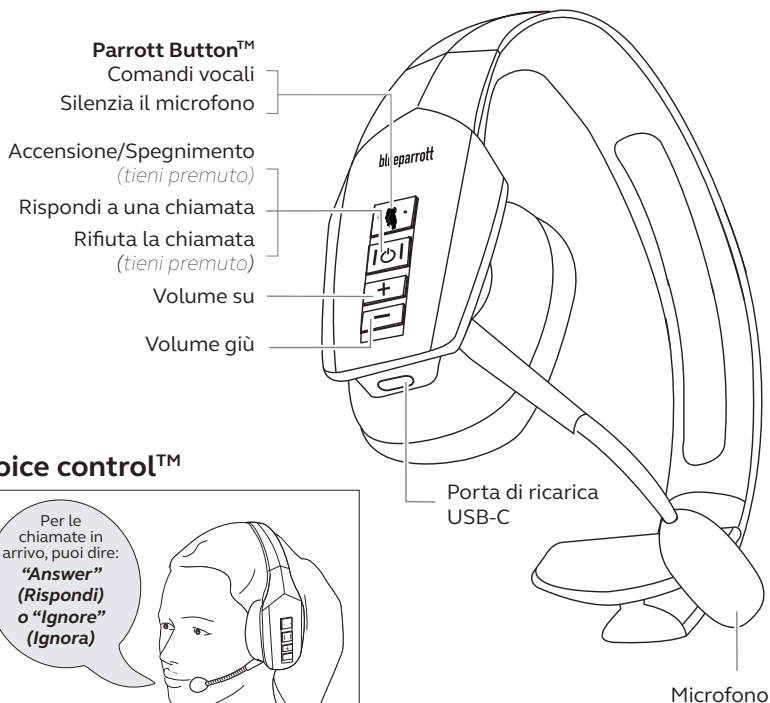


Accendi B450-XT.

2



Seleziona B450-XT dall'elenco di dispositivi Bluetooth disponibili.



Voice control™

Per le chiamate in arrivo, puoi dire:

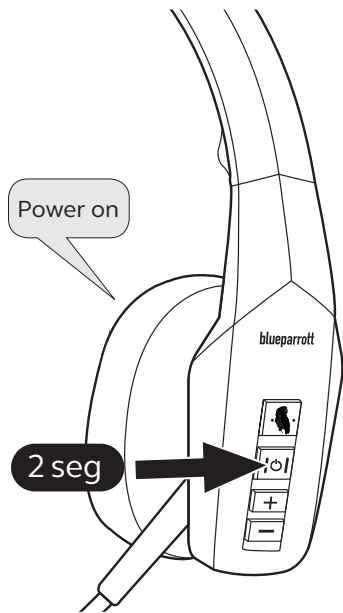
“Answer”
(Rispondi)
o **“Ignore”**
(Ignora)



Sfiora il tasto Parrott e pronuncia “What can I say?” per ascoltare l’elenco dei comandi vocali disponibili. Il tasto Parrott è personalizzabile utilizzando l’app.


Como emparelhar

1



Ligue o B450-XT.

2



Selecione B450-XT a partir da lista de dispositivos Bluetooth disponíveis.

Como utilizar

PORTUGUÊS

Parrott Button™

Comandos de voz
Silenciar microfone

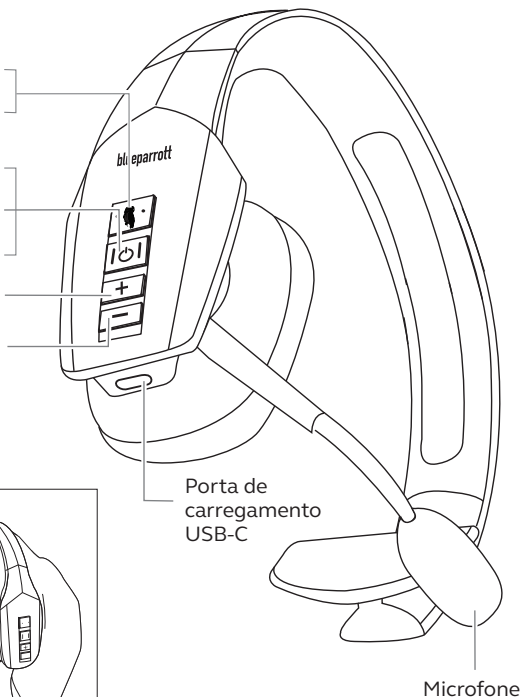
Ligar/desligar
(manter premido)

Atender chamada

Rejeitar chamada
(manter premido)

Aumentar volume

Diminuir volume



Voice control™

Para chamadas recebidas, pode dizer: "Answer" (Atender) ou "Ignore" (Ignorar)

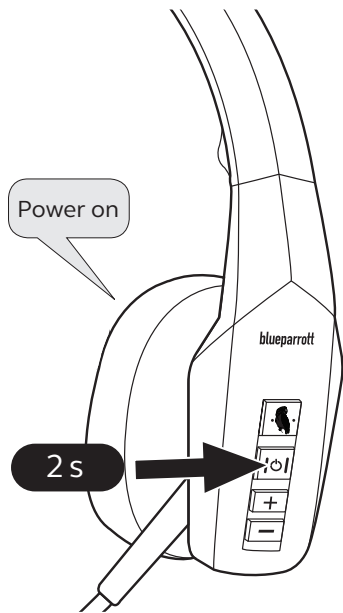


Toque no Parrott Button e diga "What can I say?" para uma lista de comandos de voz. O Parrott Button é personalizável através da aplicação.




Cómo se sincroniza

1



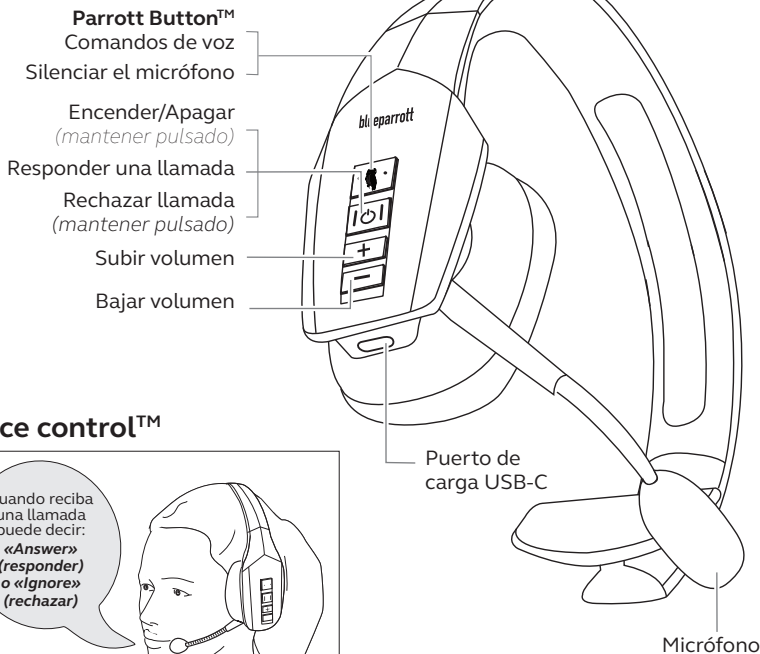
Encienda el B450-XT.

2



Seleccione B450-XT de la lista de dispositivos Bluetooth disponibles.

Cómo se usa



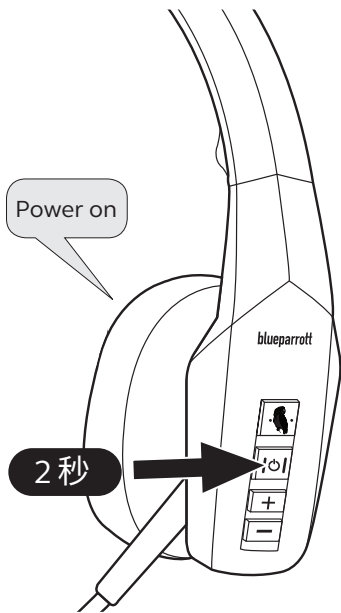
Voice control™



Toque el Parrott Button y diga «What can I say?» para oír una lista con los comandos de voz disponibles. El Parrott Button puede personalizarse desde la aplicación.


如何配对

1



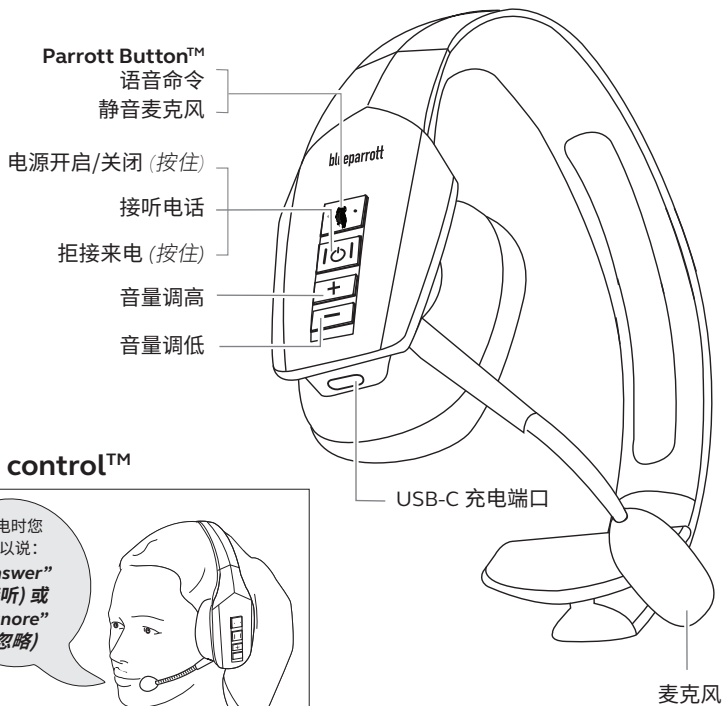
开启 B450-XT。

2



从可用蓝牙设备列表中选择 B450-XT。

如何使用



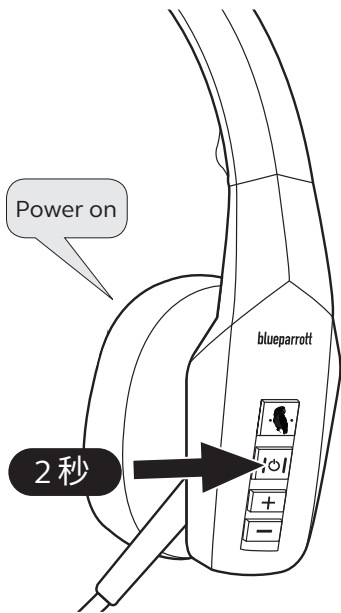
Voice control™



轻按 Parrott Button™ 按钮并说出“*What can I say?*”聆听语音命令清单。
Parrott 按钮可使用 BlueParrot App 自定义。


ペアリング方法

1



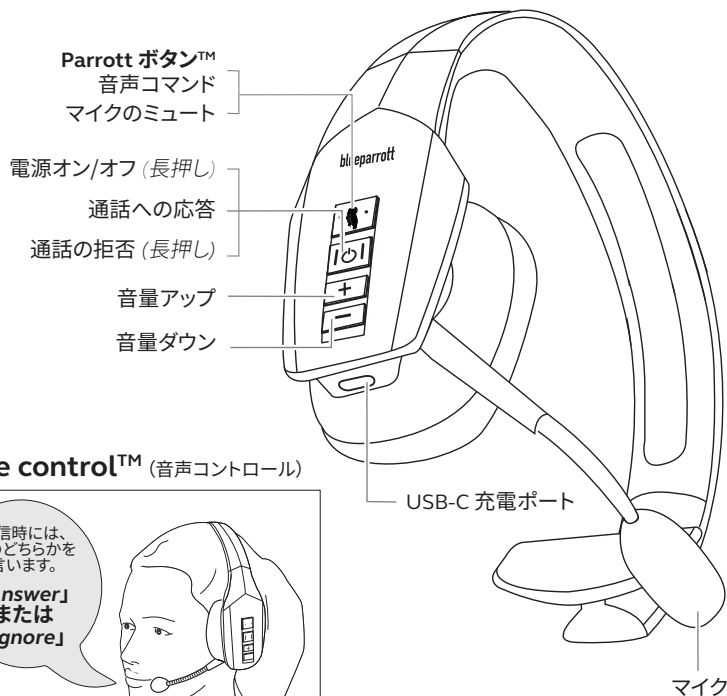
B450-XT をオンにします。

2



使用可能な Bluetooth 対応機器のリストから B450-XT を選択します。

使用方法



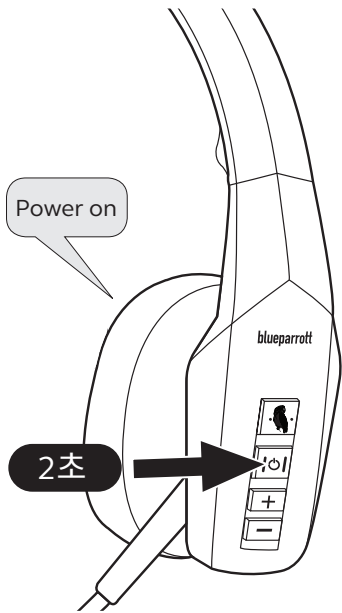
Voice control™ (音声コントロール)



音声コマンドの一覧を聞くには、Parrott ボタンをタップして、「What can I say?」と言います。Parrott ボタンは、アプリを使用してカスタマイズできます。


페어링 방법

1



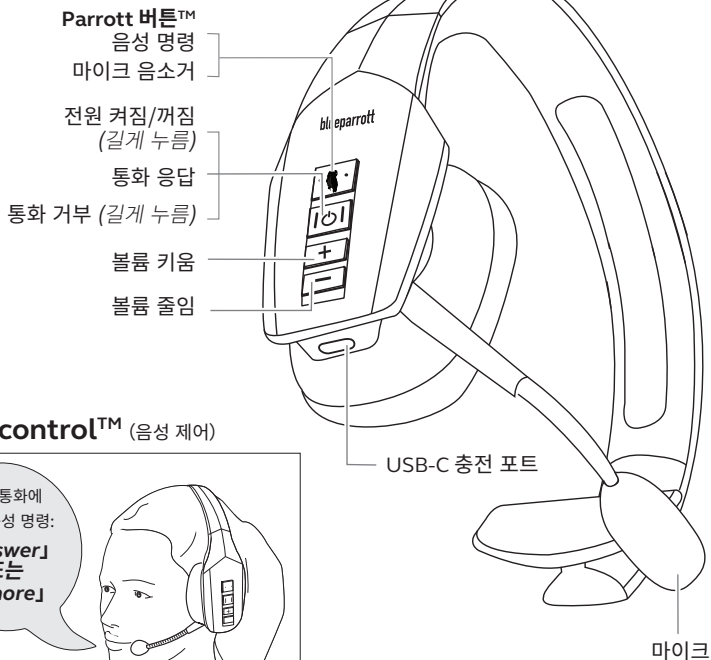
B450-XT의 전원을 켭니다.

2



스마트폰의 사용할 수 있는 Bluetooth 장치 목록에서 B450-XT를 선택합니다.

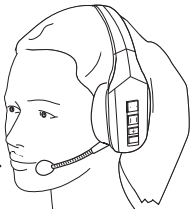
사용 방법



Voice control™ (음성 제어)

착신 통화에
대한 음성 명령:

「Answer」
또는
「Ignore」



음성 명령 목록을 전부 들으려면 Parrott 버튼을 누르고 “What can I say?”라고 말합니다.
Parrott 버튼은 앱을 사용하여 사용자 설정할 수 있음.



© 2020 GN Audio A/S. All rights reserved. BlueParrott® is a trademark of GN Audio A/S. The Bluetooth® word mark and logos are registered trademarks owned by the Bluetooth SIG, Inc. and any use of such marks by GN Audio A/S is under license.

MADE IN CHINA
MODEL: OTE922

FCC ID: BCE-OTE922
IC: 2386C-OTE922

Complies with
IMDA Standards
DA102350



Verified
Energy Performance
Performance
Énergétique Vérifiée

R-R-GNS-
OTE922



Bluetooth®

